



# VisiBright MICROSCOPY LIGHTING


## VisiBright ONE 5400K

Brightfield: high angle illumination for surface and relief inspection



### ADVANTAGES

- Efficient observation, even at low light intensity
- Limited eye fatigue
- Adaptability to different objectives of microscopes
- Stable light quality over time
- Possibility to combine this system with a darkfield (DF-5400)




The BF-5400 lighting system is dedicated to the microscopy. Thanks to an adapter ring, it can be interfaced to the objective of any microscope.

BF stands for brightfield: in this configuration, an intense light directly strikes the sample at high angles, from a plane located above the sample, resulting in crisp, well defined images. 5400 stands for the colour temperature of the lighting solution.

L.E.S.S. light combines high uniformity and high directionality in a unique way. These properties allow for an unprecedented inspection comfort offering high contrast images, reduced stray light reflections and therefore a lower eye fatigue. No heat is dissipated from the light source which enhances the comfort of the user.

L.E.S.S. lighting systems exhibit the same optical properties (colour temperature, uniformity, directionality), regardless of the product line it belongs to (microscopy, machine vision or workbench lighting). The light quality remains constant throughout the system longevity. This consistency gives a stable benchmark at two different levels: over time as well as on the whole assembly line. This allows overall standardisation and time-saving operations.

### SAMPLES UNDER A MICROSCOPE



#### L.E.S.S. SA

Av. de Longemalle 13  
CH-1020 Renens, Switzerland  
Tel : +41 21 552 07 10  
info@less-sa.com

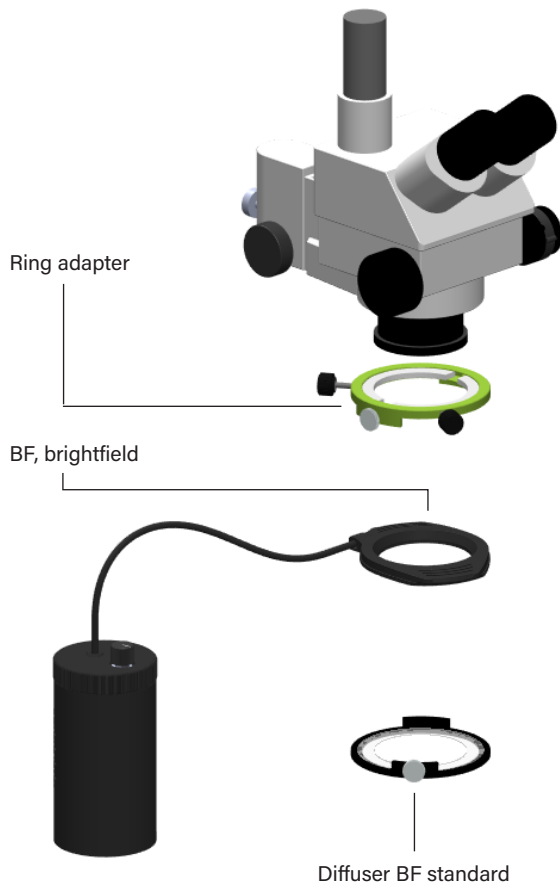


VisiBright ONE 5400K

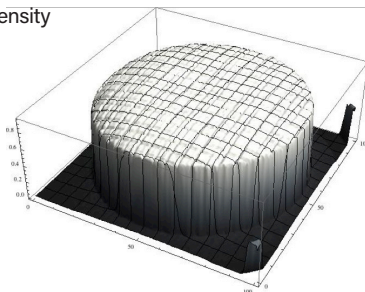
## MICROSCOPY LIGHTING

Brightfield: high angle illumination for surface and relief inspection

### TECHNICAL DATA



Ultra uniform light intensity profile



Name	VisiBright ONE
Reference	VBO-MI
Color temperature	5400°K
Product line	Microscopy lighting
CRI	> 90
Typical working distance	50 mm
Inner diameter	66 mm (2.6 inches)
Interface adapter	58 à 66 mm (2,3 à 3,1 inches)
Cable	Flexible - 500 mm
Lifetime	> 20 000 hours*
Electronic control unit	Built-in
Dimension of the control unit	Ø72 × 149.5 mm
Power control	On/Off switch
Light intensity control	0 - 100%
Operating temperature	0 - 40 °C
External power supply	DC 12V
Dimension ext. power supply	174 x 78 x 21.5 mm
Diffuser	Yes, as accessory

\* Lifetime is defined for the lighting values in a normal use. Results may vary with environmental factors and customer specific use.

### ACCESSORIES

- Ring adapter: available with several inner rings, it makes the illumination systems compatible with microscope objectives from 50 to 80 mm.
- Diffusers BF standard and large: Deliver smoother images when observing reflective components under high angle illumination. It can be attached and removed quickly.
- Base system: allows to fix the illumination control systems in a compact manner either directly on the microscope or on its side.

[www.less-sa.com](http://www.less-sa.com)

less =  
+ BE BRILLIANT



RISK CLASS 0  
EN 62471: 2006

EYE-SAFE  
CLASS 1 LASER PRODUCT  
ICE 60825-1 2014-05

