

# CHROMA

## WORKPLACE LIGHTING

CHROMA ONE 5400°K | CHROMA PLUS 6500°K

Highly precise inspection lamp

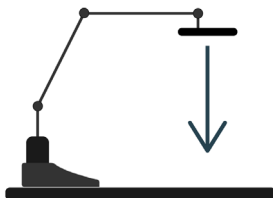
To learn more  
about this product,  
visit our website:

[www.less-sa.com](http://www.less-sa.com)



### ADVANTAGES

- A hinge makes it easy to change the inclination of the lamp head.
- Its standard 16 mm adaptable interface fits easily into workbenches.
- The lamp head does not emit heat
- The light directionality acts as a curtain protecting the observation area from stray ambient light.
- The light uniformity is pleasant to the eyes.



The CHROMA is the perfect expression of our customers values: it reaches excellence and meets the most demanding quality standards. Much more than an innovation meeting today's needs, it already anticipates tomorrow's expectations. Its elegant design and exceptional performances will accompany you on a daily basis.

Depending on their specific needs, users can choose between two color temperatures: 5400°K with the CHROMA ONE lamp or 6500°K with the CHROMA PLUS lamp.

The lighting head does not dissipate heat thus offering incomparable comfort for the user. The lamp has three hinges (the main one is certified beyond 100,000 cycles) which allow the lamp to be positioned with greater ease and precision. In order to fully satisfy user's needs, the lamp has been designed on a modular approach, including accessories that can be added such as the base. Its standard mechanical interface guarantees an adaptability of most workbenches. In addition, The CHROMA can also be combined with its base for its use on any type of workspace.

L.E.S.S. lighting systems are based on a unique technology. The optical characteristics of our products are constant, both over time and from one product to another. It is now possible to standardize working conditions and save operational time on all the operations involved.


### L.E.S.S. SA

Avenue de Longemalle 13

CH-1020 Renens, Suisse

Tél : +41 21 552 07 10

[info@less-sa.com](mailto:info@less-sa.com)



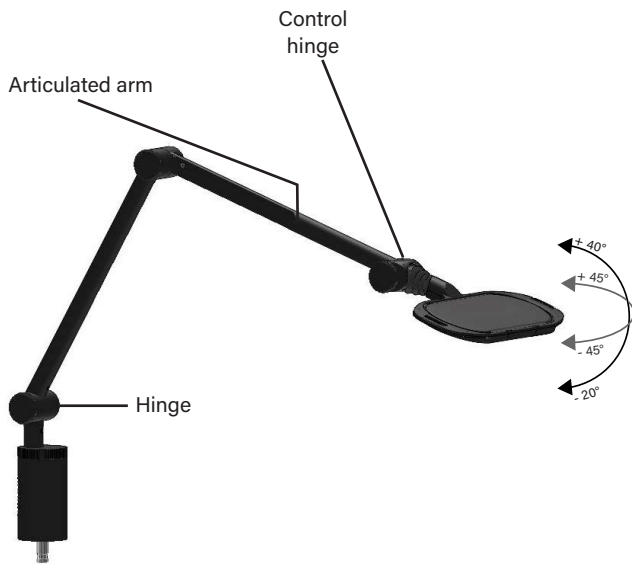


CHROMA ONE 5400°K | CHROMA PLUS 6500°K

# WORKPLACE LIGHTING

Highly precise inspection lamp

## TECHNICAL DATA



Name	Chroma ONE   Chroma PLUS
Reference	SET-CHO-WI   SET-CHP-WI
Colour temperature	5400°K   6500°K
Product line	Workplace lighting
Illumination (at 20 cm)	> 3 000 lx
Energy consumption	14 W
CRI	90
Articulated arm	900 mm (2 x 450 mm) 39.4 inches
Workbench interface diameter	16 mm 3/5 inches
Lifetime	> 20 000 hours*
Control hinge	Built-in
Power switch	On / Off
Light intensity control	Fixed
Operating ambient temperature	0 - 50 °C
IP Rating	IP 23
Hinge tilt	-20° to 40°
Hinge yaw	-45° to 45°
Base	Option
External power supply	DC 12V, included

\*Lifetime is defined for the lighting values in a normal use. Results may vary with environmental factors and customer specific use.

www.less-sa.com

less   
BE BRILLIANT



RISK CLASS 0  
EN 62471: 2006

EYE-SAFE  
CLASS 1 LASER PRODUCT  
ICE 60825-1 2014-05

